

QUEEN ELIZABETH II

21 APRIL 1926 – 8 SEPTEMBER 2022



We are sure all our members will join us in conveying our most sincere condolences to the Royal Family on the recent death of Her Majesty Queen Elizabeth II.

The Queen was an enthusiastic amateur film maker with a keen eye for making memorable family movies.

The media coverage of her departure from her beloved Scotland to her final resting place in Windsor, was meticulously planned. It encompassed the Queens wishes and was directed with the utmost skill and respect.

The sound and camera work was quite extraordinary. It provoked a feeling of deep sorrow for the loss of one of the World's greatest leaders and also celebrated her dedication to mankind and steadfast pursuit of all that was good.

We will miss her dearly.

1926 - 2022



After many hours of searching, this photograph struck me as representing the motherly care and devotion for family and Nation of our Queen of Swans.

Now we look forward and offer our Good Wishes to King Charles III and his beliefs in youth opportunity and the environment.



Header Creation: Peter Frost

Table of Contents

		<i>Page</i>
<i>Lilibet's Passion for Video -</i>	An intriguing insight into the Queen's hobby of making amateur videos using the cutting edge cameras of the day.	3
<i>Behind the Scenes look at Baking Banana Bread with Mille & Nigel -</i>	Brian and Gordon show off their skills to create a very interesting and amusing film about cake baking.	4
<i>A blast from the past -</i>	Brian catches up with a former Club member who produced some amazing films, including the award winning "Cube".	5
<i>SOCO -</i>	Jim Reed talks about his competition winning films under the SOCO region of film makers.	6
<i>Slack and using TheBrain</i>	Jim Reed explains the need to migrate our archive information from Slack to the knowledge capture software TheBrain.	8
<i>Should you buy an iPhone 14?</i>	Philip explores the real truth about the new iPhone.	6



A Royal Passion for Video

By Philip Morley



BELL+HOWELL

Her Majesty the Queen's life was probably the most photographed and filmed of anyone of her era. It is amazing to think that someone so much in the public eye should find time to develop a passion for making her own movies.

From the outset of her reign, the Queen and Prince Philip shared her passion for movie making. They were determined to shield their children's early life from the insatiable appetite of the media. I suspect, like every parent, there was a desire to record the process of growing up. What better way of doing so than to take advantage of the rapidly developing home movie market.

Having experienced the buzz of being her own Director of Photography, the Queen soon began to be seen operating various cameras at sporting occasions.

Prince Philip too was often seen with the latest model of camera at local events or whilst on holiday.

Here she is in 1955 shooting with the suitably named Cine-Kodak Royal a 16mm, spring-motor-driven cinema camera.

The Cine-Kodak Royal Magazine camera, launched in 1955, featured a 16mm film in magazines. It had a Kodak Cine Ektar 25mm lens f/1.9 as a standard lens and with other lenses it could achieve high levels of telephoto. The camera was capable of 16, 24, 64 fps and the ability to take single frame pictures. It was driven by a clockwork motor drive and sported a zoom optical finder 15-152 mm adjusted by a slider on the side of the camera. It provided the ideal package for a up and coming videographer like the Queen.

You can find an interesting movie of how this camera worked [HERE](#)

By 1965 Cine cameras had moved on and the Queen was keen to keep up with technology with a different cinema camera. So soon pictures of the Queen using a Bell & Howell 200EE 16mm Camera started to appear.



The Bell & Howell 200EE

The camera (costing almost £5,000 in today's money) included multiple running speeds and the first auto exposure sensor which constantly adjusted exposure to suit the prevailing lighting of a shot. The Queen used this camera extensively in her early years of making videos. Her hobby has now provided the world with a unique insight into what had been a completely secret private life of a reigning monarch.

In her early years, an interesting spin off from her hobby was that being seen as fellow videographer/photographer she developed a unique rapport and

understanding from the photographers who followed her every move during her formal engagements around the world.


On a number of occasions she had asked politely that there should be no pictures or films. At the time, the entire paparazzi troop complied and quietly put their cameras away as a mark of respect. Unfortunately, such understanding is sorely lacking in today's "get the exclusive shot at any cost" approach by the media.

I hope this brief explanation of the Queen's hobby enhances the already long list of achievements in her lifetime and shows her to be just like us - passionate about videography.



The Queen uses her 1955 Cine-Kodak Royal camera filming in Malta on honeymoon with Prince Philip in the background.

The Queen shows Prince Charles the technique of framing a good shot



The Queen filming from the much loved floating palace, Royal Yacht Britannia.



The Queen shows her sister Margaret the best way to get a steady shot.



A very smart Queen shows off her Bell & Howell camera probably at Royal Ascot.





Baking with Millie and Nigel

A Behind the Scenes look at Baking Banana Bread with Millie & Nigel

By Brian O'Connell



During our village fete in East Clandon near Guildford, I was delighted to pick up a banana cake and was told that the baker was Nigel Simpson. A week later when I saw Nigel I complimented him on his delicious cake and said half jokingly 'Next time you are doing one would you like to be filmed?' A few weeks went by and the next time I saw Nigel I asked him about the filming again and he readily agreed!

A short while later I did a recce of his kitchen and got in touch with club member Gordon Sutton who kindly agreed to help with the project.



The plan was to use four cameras and edit using 'Multicam'. This would be the most simple and efficient way to edit, and Final Cut Pro has an excellent procedure for doing this. I have an iPhone 11 as well as a Sony camera and Gordon has two recent iPhones. We had used a similar set up in our recent 'Wayfarers' video. We could easily get three cameras in front of Nigel but since it was a cookery demonstration, I thought it would be good to have an overhead angle as well as a microphone mounted above him. As you can see from the above picture there was not much space above the demonstration area so how could we mount them?

As an extraordinary piece of good luck I noticed a hole in the wooden beam above the kitchen worktop. This meant that a short bamboo stick could be inserted to mount a microphone.



Suspended microphone

This would enable the microphone to be mounted close to the presenter's head without interfering with the sight lines to all the cameras.

The two hundred year old timber had lots of gaps, which also meant that it was fairly easy to course the microphone lead to one of the cameras.

You can see the microphone cable going into the camera. Although there was good illumination it was mainly from 'Downlighters' so extra light was required to ensure that there was good illumination for the whole area, particularly from the direction of the cameras.



The same hole in the beam meant that an iPhone could be used using an iPhone clamp. This iPhone not only provided

a great illustrative angle of the cooking procedure and POV shot but it also provided excellent secondary audio as it was very close to the presenter. The framing was a little tricky but eventually I managed to get it more or less right.



Gordon, as ever, was invaluable, because his extensive filming experience and intuition for covering all aspects of the shoot meant that it didn't take us long to get going, also

including some 'B' roll of the monkey on the door.

Nigel was very patient during our set up of all of the equipment and even Millie the dog seemed fascinated by the process.



Nigel then gave a superbly entertaining half hour presentation which then had to be edited to about 15 mins.



Post production. (Technical)

However, it still took many hours to cut it back but the Multicam procedure reduced continuity issues and made it all so much more efficient. You just click one of the four views in the centre of the picture below, as the footage is playing, to select a particular angle.

Adding a green screen image in Final Cut Pro.

As an additional feature I wanted to have a mouse crawl across the screen. This was achieved by going on to YouTube and finding a green screen mouse.



By masking the mouse and 'transforming' the mouse image it was then a case of making it work to sit within the worktop.

Sharing the Edit and Feedback

After a while I was ready to share the final draft of the edit with Gordon. When he came over I was able to give him the project including the entire 'FCP Library' amounting to about 20 Gb. Using this he was able to recommend specific tweaks to solve some of the problems. I had placed a time code on the video (this is like a counting clock) in order to help locate the specific places that he advised required work. Here is a sample of his feedback:

'The mouse addition at 27 count needs to be made darker as it blends into the surface rather too well. I had a play with this and found that if you go to the colour inspector and set shadows to -80% the mouse appears to be much more brown and therefore stands out much better. I reckon you need to trim off eight frames at the end of the mouse overlay to tie in with the spatula hitting the table. Adding an additional sound effect of 'Impact Slap' under the heading of impact and crashes genre found within Text and Generators would give the effect of hitting the work surface.'



This was very helpful because Gordon not only highlighted the problem, but also researched and provided the solution, enabling me to implement the solution in minutes.

Other feedback.

I believe that when the film is almost completed it is always good practice to show it to someone else. A special thanks too to Peter Frost who kindly gave a full page of valuable insights. eg

'It's a whacky film, a kid's baking demo, I thought. Trouble is his delivery is too slow for kid's and needs editing.'

The recommendations were included in the final result and if you missed the film It can be seen [HERE](#)

BLAST FROM THE Past

By Brian O'Connell



Whatever happened to former SBMM club member Jeremy Bayne-Powell?

On Sunday 4th Sept 2022 I happened to be attending a Motor Event near our village called the Shere Hill Climb because a friend had entered a car.

He owns a classic car, a gorgeous 1934 MG ND. He was there with his Dad and they agreed to record a short little video interview and message to the club. It will be shown very shortly on a club evening.



HOME
EVENT INFORMATION
BUY TICKETS
GALLERY
VIDEOS
HISTORY
MERCHANDISE
SPONSORS
CHARITIES
CONTACT



But wandering around the show, whom should I come across, but former club member Jeremy Bayne-Powell.

Jeremy had been involved with a good few projects with us most notably a film called Cube which won several awards. However, due to pressure of work, family and some of his other interests he was unable to spare the time to remain a member.



Jeremy is into old cars and runs a YouTube channel called Jerry Motorsport.

Jeremy sends his very best wishes to us all.

Footnote. Jeremy entered the Shere Hill Climb the previous year but he had to retire because of a leaky gasket on cylinder 6. For any of you petrol heads this video will tell a little more of the story. Just click [HERE](#) and enjoy!!



By Jim Reed

Being a dual club member – both Reading and Farnham - I have the advantage that I can enter both SERIAC and SOCO film regions!

'The Boy Santa Forgot'

View the film [HERE](#).

This video was originally made as part of the Surrey Borders Christmas Challenge and

was just over 2:30 minutes in length. The challenge for me was to create whip pan edits, something I had never attempted before.



I'm also a member of the Reading Film and Video Makers club, and earlier in the year they held a 1 minute competition. I thought that the video had merit, so reduced the running time to exactly 60 seconds, and I also experimented by attempting to make the final scene appear as if it was recorded in a single take. (In fact there are 11 cuts and three of the clips are played in reverse).

It was their suggestion that I enter some of my winning videos into this year's SoCo Competition and this was an obvious choice.

I joined the SoCo results meeting on Tuesday 30th August to discover it had been awarded five stars and given three awards: 1st in Baby Dolphin competition (max 1 minute); Best Editing; and 3rd place Regional Competition (from 35 entries).

I was also pleased with the two judges comments, which actually meant more to me than the trophy or certificates! This is what one of the judges, Tom Hardwick, had to say:

'The Boy Santa Forgot is a clever, concise, catch-you-off-guard film that is delightful to watch for all of these reasons. The disturbing music with the cuts on the beats, the wild laughter throwing us off course, the drink after drink and the disturbing and threatening texts that suddenly wash relief all over us. But it's not over yet – the car keys are grabbed and the door slams and camera pans back to the empty glass. This is not good news. And yet it is – it's taken just one minute to push us emotionally hither and thither, and shows an understanding of the medium of film and the power it has to work on our emotions. It's a fine piece of work Jim, of which you can be justly proud.'

The second video I entered was 'What If...' which was first shown to the club at the end of last year. After some minor alterations, it won the Reading Club documentary competition, and was my second SoCo entry.

SoCo gave the video 4 stars, and also awarded it Best Documentary.



The video highlights the impacts that the industrial revolution has had on our society, and shows how our present world is currently inextricably linked with a dependence upon fossil fuels. It is intended to be a thought provoking video triggering discussion, and it clearly seems to have achieved this objective.

I took on board some of the Judges comments and modified the video slightly, which I think make it even better.

This updated version 2, can be seen [HERE](#).

I did enter a third video, Rip Van Wrinkly, but was a little embarrassed to be told that I had entered it the previous year. Obviously the ageing software has left me with some lasting effects!

Oops!!

Should you buy an iPhone14?

By Philip Morley



It's that time of the year again when hype is abound and the rumour mill is working overtime.

The new 14th edition iPhone is about to hit the streets.


The iPhone boasts a raft of improvements, highlighted in a marvel of marketing hype, created by the slickest of teams located in the home of Apple in California. Better cameras give you 40+ megapixels for the professional photographer/ videographer, enabling 8K movies on an iPhone to become one step closer. The screen is almost twice as bright as its predecessor which will make filming in bright sunlight much easier and drone pilots very happy indeed. Doubling the screens refresh rate makes for crisper, speedier browsing of the internet.

If the decision to buy one is driven by the phones' stated capability then it may be helpful to temper all the marketing hype with some simple facts.

John Ivil was kind enough to send me a link to a most illuminating movie that sets out the real facts and demonstrates that the iPhone is not a replacement for the traditional cameras and lenses. However, it does confirm that the 14 has some very real advances over its predecessor. See the movie [HERE](#)

Apples generous part exchange deal makes upgrading look a worthwhile investment so I suspect many millions around the world may find difficult to resist.

SLACK and using THEBRAIN



By Jim Reed

Those who were at the Club meeting on Friday will have heard Mike explain that SLACK is closing the door on people like us who want to use their software for free! Basically what Slack are saying is that it can be used for free, but any content older than 90 days will only be accessible to paid up members.

Since it was intended to be used as a database repository for SBMM information, that's not particularly viable for us. However, the aspect of SBMM using SLACK as an easy to use Chat and either Public or Private Messaging system still remains, and we will continue to utilise it in that way.

SLACK has now been modified so that there are now only three channels:



- * General Chat.
 - * SBMM Announcements.
 - * Club Film Project.
- and the Direct Messaging feature remains as previously.

However, as step towards archiving data and providing access to a wealth of information, there is now the newly created SBMM Web Brain. This can be viewed [HERE](#).

This is in the process of being populated and created, and is still a work in progress. But just playing around with it will show its potential. It's web based for viewers, and updating it requires the desktop admin. That means that if there's anything you'd like adding just send it to me, ideally using Slack Chat, and I'll get it added. Please note that there is no password required and so all the information is available for anyone to view if they have the link.

Please check it out and send your feedback to sbmm@reed.uk.com Thanks!

Note: The NeRF video mentioned elsewhere in Border Post is now uploaded and more information is accessible [HERE](#).

As a bit of background for SLACK. It is the go to application for corporates who want to work on project across several teams, and keep current with changes. It's the defacto standard, and others such as Microsoft Teams attempt to emulate it. As a result it's not cheap to use. The least expensive version is £5.75 /user/ month, and a typical business is probably paying £9.75 / user/month. If we had only 15 signed up members it would cost us over £1,000 per year - far too much for our club budget!

There is an App which allows you to explore the capabilities of TheBrain software.

or you can learn more about it by clicking [HERE](#)



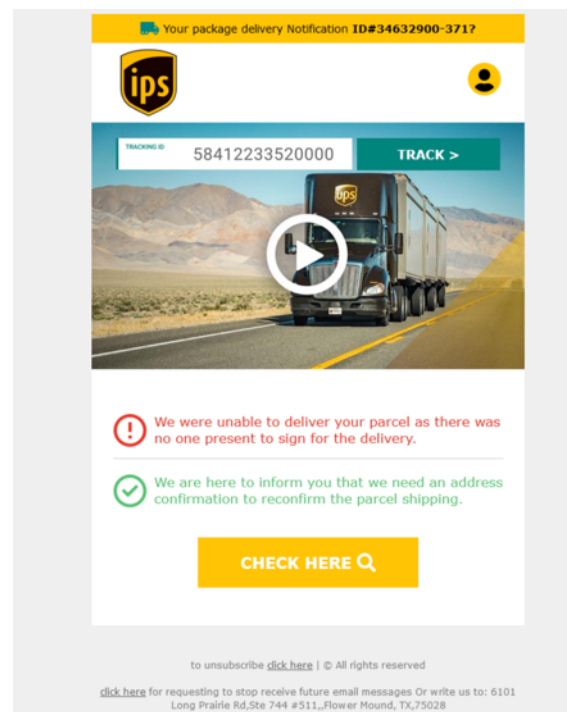
TheBrain Tech
The Ultimate Digital Memory
TheBrain
★★★★☆ 3.8 - 64 Ratings
Free

Screenshots iPhone iPad



The Super Scammer By Philip Morley

Everyone seems to be getting some sort of Scam call, e-mail or text these days and as time passes it gets harder to recognise the real thing from the scam. The one below came to me from UPS to say my parcel couldn't be delivered. But look! its IPS (with the wrong logo) who sent the e-mail and I can unsubscribe or click not to receive any more e-mails, or even write to an address in Texas. A quick Google of the address shows it to be a massage unit with one bed in a shopping mall in Texas. Hardly the central administrative hub of UPS (IPS)!!! Stay alert - you never know when it might be you!!!



Editor's Note



No one would have believed that in the short time since our last edition that the whole world would be thrust into deep mourning of the loss of our Queen. Since her very unexpected passing away on the 8th September one can only be in awe of the organisation and splendour surrounding the Queen being laid to rest at Windsor. I am sure we have all spent time watching the various stages and taken note of the impressive camera work and excellent coverage as the process unfolded. Her passing away in Scotland was a surprise to those with the task of setting out operations "Unicorn" for Scotland and "London Bridge" for the rest of Britain. We commend all of those involved in covering this massive event to our televisions in such a sensitive and professional manner.

Philip and Brian



Next Meeting

17th October - Inter Club Competition



ATTENTION!!

Your Club needs you to shop on Amazon by clicking on the link below. This will enable us to benefit from a small donation to our Club. Be assured it will not cost you anything. Click Here [HERE](#) to shop on Amazon through our website .



More Dates

- 4th November - Zoom meeting - do not go to the club. An update on the Club film plus members films..
- 2nd December - Club Competition. Closing date for entries 4th November.
- 4th December. - Christmas Lunch

Your Club Contacts

	Name:	Email:
Chairman	Mike Sanders	chairman@surreyborder.org.uk
Vice Chairman	Philip Morley	
Hon. Secretary	Rita Wheeler	secretary@surreyborder.org.uk
Hon. Treasurer	Gillian Gatland	
Webmaster	Dave Rayers	
Competition Officer	Tim Stannard	
Digital Engagement Officer	Jim Reed	
Movie Projects Coordinator	Dave Kershaw	
Public Relations Officer	Kathy Butcher	
Editors - Border Post	Philip Morley & Brian O'Connell	
Social Events	Committee	

Border Post

Contributors!

Thanks to all members and guests who helped us by contributing to this issue: Peter Frost, Brian O'Connell, Philip Morley, Jim Reed.

COPY DEADLINE! November 2022 issue will be 23rd of October so keep it coming. Late copy will be carried over to the next month. Thank you for your co-operation - Eds!

Come and see what we do!

See what other movie makers are up to and you may get inspiration for your own projects. We always welcome new members and you can sound us out for free, too. You can find out more about us by visiting our web site www.surreyborder.org.uk

or email the secretary: secretary@surreyborder.org.uk

We are also on Facebook:

www.facebook.com/SurreyBorderMovieMakers/timeline

Meetings are held at St Joan's Centre, 19 Tilford Road, Farnham GU9 8DJ, on the first Friday of the month, starting at 8.00 pm and finishing at 10.00 pm. If you are interested then email: secretary@surreyborder.org.uk

St Joan's Centre is 200 yards south of Farnham station and is in the grounds of St Joan's Church. The entrance to the church is by a narrow road opposite the junction with Alfred Road, and St Joan's Centre is to the right of the church. There is ample parking.

Remember your first visit is free

Your contributions for inclusion will be appreciated together with photographs if possible. Please send them to The Editor Border Post for the next issue: