



*It's June! So here's Inspiration
For your Group Movie!*

Header Design: Peter Frost

SBMM KIT EVENING 2023 A RESOUNDING SUCCESS!

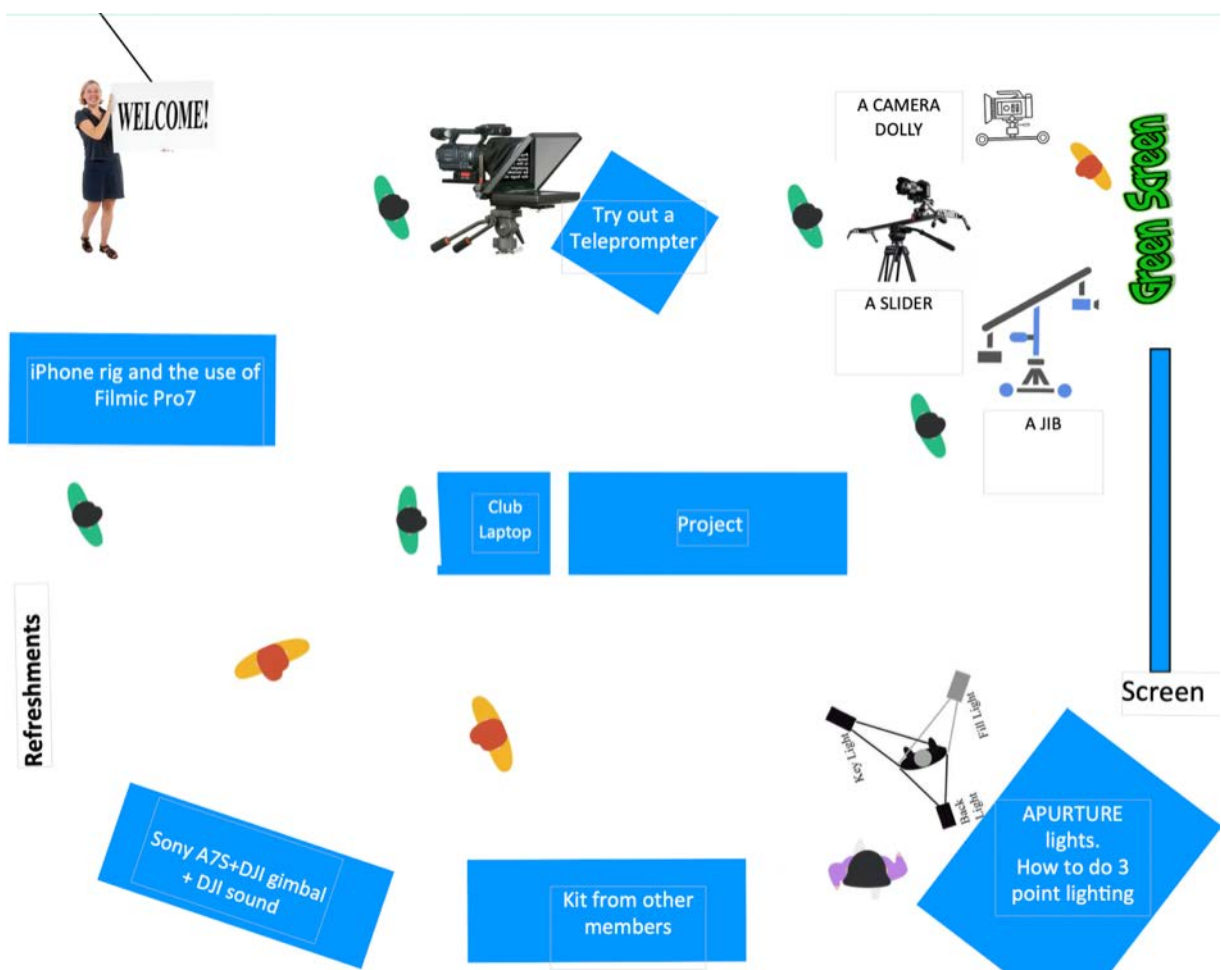
By Brian O'Connell

There was a tremendous buzz around the room because tonight was the evening we had all been waiting for, and of course there was lots to see and do. Mike Sanders, our chairman, gave a very warm welcome and introduced the five stations encouraging everyone to chat and try out the vast amount of equipment on display.



Table of Content

Club Kit Review	Page 1 to 4
FilmicPro update	Page 4
Previous Film-in-an-Evening	Page 5
Final Cut Pro for the iPad	Page 6
A year of headers	Page 7
Rita's Rib Ticklers	Page 8



In one corner we had Alan Brown and Dave Kershaw demonstrating some lighting equipment including Dave's new Amaran 200X.

This is a wonderful bicolour soft white light and it is very much a sensation because it is one of the first LED lights that can approximate to the quality of Tungsten.

It has a Spectral Similarity Index of 91. Why should this matter? The problem with many previous LED lights is that the intensity of the light can be very haphazard in relation to the frequency of the light, introducing problems when colour grading. Dave also has the dome soft box attachment, again something that greatly improves the quality of the image.

Since there were a number of other Aputure lights on the stand, the plan was to show how all these could be controlled by a simple slide on an iPhone. Unfortunately we could not get the iPhone **Sidus App** to work with them. (We later found out that if the light gets linked to another iPhone it 'locks it in' and therefore can't be used by someone else.) This was immensely frustrating as we didn't know the workaround, which is to delete the 'fixture' on the iPhone App and re - 'pair' it. We tried the Bluetooth linking several times but were not aware that it had to be deleted. Oh well!. At least this was just a club evening and the disaster did not happen when we had several actors and crew standing by on an important shoot. (Top tip - Always try your kit out in lots of circumstances.)




The Aperture corner



Amaran 200x light



The light dome soft box - very quick and easy to assemble



Aputure MC Pro

Aputure MC RGB Light

Mike Sanders had kindly brought his impressively technical green screen demonstration to invite participants to do a weather forecast. This has been one of the worst Springs I can remember for dreary weather, so it is quite understandable that we are all desperate to hear about some sunshine on the way.



This set topped everyone in terms of complexity. As expected he had the green screen very well and evenly lit. Notice in the picture the panel light representing a fantastic way to get a softer light without the need of a large light dome.



Philip was at the back of the room commanding a lot of interest with his highly effective iPhone set up. This represents a revolution in film making, especially when combined with the Filmic Pro App.



I had brought along my Sony A7S3, complete with DJI radio mike and Aputure monitor which is pretty much my default gear when in use.



On the evening we managed to do a short little video interview involving Dave Skertchly and Peter Frost. Dave is well known for his imaginative but minimalist approach to film making equipment, having produced a huge number of films with very little equipment at all. This film may well be shown on a future club night.



In addition there was a smooth Dolly slider and a couple of large cranes.



There is no doubt that the club can boast a juicy bounty of kit, especially now that our list has been expanded with the donation of some extra items like the professional grade autocue.



Not only had Philip brought along a vast array of his own kit but he had also packed his car to the gunnels with a great pile of the extra donated kit too. There was only just enough room for the driver!

There was a suggestion to the committee that some of this kit be used in a competition setting eg. 'The best use of a crane shot', at a future meeting.



That evening we had four potential new members along and three had signed up to become members by the end of the evening.

A special thank you to all those who brought kit along, inspiring all to get out there to get some amazing stuff in the can!



Filmic Pro have just introduced LUT preview to V7 when filming in flat and log gamma curves. This lets you display a rec709 normalisation LUT when filming. This can be monitored in split screen or full screen mode.

You have the option to either monitor or burn the LUTs into the recording to accelerate your capture workflow.

With FilmConvert and Cinematch now offering full support for the iPhone 14 Pro and LogV3+, you can export camera-matching profiles or film emulations from these plugins as LUTs and apply them in Filmic Pro. This provides you with the ability to match your iPhone footage to other cameras you own. See how it works [HERE](#)

For Sale

DJI Osmo Mobile for Mobile phone



DJI Osmo Mobile 3 Combo - Smartphone Stabilizer 3 Axis
Compatible with iPhone and Smartphone Android, Lightweight and
Portable Design, Stable Recording, Smart Control + Tripod
Condition: New
Sold by: iBuySmart UK
Fulfilled by Amazon

£118.99

See more Information [HERE](#)

Contact Brian
07766 978 051
brianpoconnell2@gmail.com

Half price for quick sale £58

A look back to a previous Film-in-an-Evening

By Rita Wheeler

Way back in 2014, for some reason that year the annual Film-in-an-Evening took place in April as opposed to July, the theme was 'Two Sides to Every Story'. The OddBods team had our usual brainstorming session and came up with 10 different ideas ranging from two organisations arguing over which charity deserved the money that was raised, to a couple going to Relate and telling the same story against each other, to a couple being held hostage, but who was the hostage taker? After some food and glasses of wine we decided on the hostage situation bearing in mind we had to have a simple story that was able to be filmed in a couple of hours.

I took the ideas away and wrote the script 'Breaking News'. We needed a Newsreader, (Gillian), a policeman, (Geoff Baier could access a police uniform), a couple of nosey neighbours (Jo and Fred) and the punchline – two illegal immigrants who were Aliens, (Rita and Al). The 3 page script would translate to 3 – 4 minutes of film, easily do-able in a couple of hours.

Our neighbours son, Jack Potts (Facebook - Jack Potts SFX Make Up, Instagram: @jck_potts_ email: jp30497@gmail.com), 17 at the time, was keen on face painting, so I asked if he would make Al and I into Aliens, little realising how long that would take!

To illustrate the sequence of preparation, photographs were taken at various stages of the make up process.



Getting started



Part way there (1 hour)



Finishing touches (2 hours)



Al's turn



Not forgetting the ears



Fully made up Aliens with their creator Jack Potts.

Luckily preparation time was not included in the tight time allowed for the actual filming. So after 4 hours the two Aliens, Shemanelle and Hpheme from Teroptia were created. I think we appear for about 15 seconds!

I actually made up the dialogue for the Teroptian language:

HPHEME

#~^^}&{!!! ㄣㄣㄣ

Shhhhlui kolacti graavfilhi winago phlokti memembo zagabafi nonzactil wikiki zoombum.

[Translation: Bugger me, we've been rumbled!]

SHEMANELLE

>|<@#~ ㄣㄣㄣ

Sofakiki aukom arkik kikumbee zilumee.

[Translation: Let's go home.]

SHEMANELLE

=+#~*) <^> !!?/

Apliqua nememema quantikak shontuku longugug dissenineh.

[Translation: I never fancied that place anyway.]

HPHEME

**?#~!ㄣㄣㄣ ?/!!^ㄣ

Aphaph bogudigay. Orgudi vambito eeziki beezeri.

[Translation: Yeah. Warm flat beer.]

If you want to see the film click [HERE](#).

Final Cut Pro for iPad

By Philip Morley

For many years, Apple has kept away from producing an App to support Final Cut Pro.

We have had to use software such as LumaFusion, if any form of edit was required on the move.

It's great to see that Apple unveiled Final Cut Pro for the iPad. We can now unleash our creativity in new ways that are only possible on an iPad. Final Cut Pro for iPad brings all new touch interfaces that allow us to enhance our workflows with the immediacy and intuitiveness of Multi-Touch. The new App introduces a powerful set of tools allowing us to record, edit, finish, and share, all from one portable device. But there is a price to be paid as this App is to be subscription based. After a month free, it will cost either £4.99 per month or £49 per year. It was released on the 23rd May.

The use of the touchscreen and the pencil bring a whole new set of useful tools, when editing your movies. The newer iPads can operate with a keyboard, including a touchpad, which brings a further advantageous interface to the software. For those who are used to working with a mouse, this can be activated on the iPad.

Many of the already recognised professional features of Final Cut Pro which includes multicam are included. New, is a comprehensive collection of sophisticated, built-in titles, transitions and effects billed as being better than those in the FCP OS version.

The background removal feature is promoted to be a replacement for green screen filming.

Providing the talent is well lit and against a single colour, it is said to be able to achieve the same affect as filming with a green screen.

Being able to import from iMovie or directly from the iPad's camera (all in Apple Pro Res), it will be easy for footage to be combined. A drawback currently is that whilst you can export your movie, to Final Cut Pro on your computer, you cannot export it back to the iPad for further editing.

I can't wait to see what it's capable of doing.



A Year of Topical Headers 2022

Written and illustrated by Peter Frost

Creating the monthly headers for Border Post keeps me contributing to our Newsletter, sometimes more closely related to a magazine, and starts it off with an eye catching image, usually.

I try to make each one either relevant to the time of year or to our hobby in some way but finding inspiration to start with is a challenge. I trawl through hundreds of photos each month until I see one that







suggests an idea to be developed. I don't think even one of them has ever been 'out of the pot' as I will inevitably have to build, recreate, combine, extend and doctor in many ways the final image and caption.

Captions are either for fun or have a video message to help stimulate members to try something out, or just go out and shoot some footage.

For example, February's cold and windy snow scene started as a winter scene with no snow. Snow was added, the trees were bent in the wind, the whole image's colour tone was changed and the little dog, found elsewhere, had his fur blasted and his rear end recreated as it was originally masked, and was positioned with a shadow to make him properly placed.

May started with the Morris Dancers. The background was changed, the cameraman introduced, the balloons added so there are at least four image combinations in this one and in July's Awards one as well. There were five in November's header: bonfire, hand holding sparkler (which had to be carefully cut out to keep the sparkles), roasting sausages, the fireworks and the audience and usually each image has to be worked on before importing it into the final image to make it suitable for the composite effect.

They take time to do but in some ways it's like doing a puzzle - frustrating until I find things that fit together and rewarding when it's solved! I hope you feel that they enhance Border Post.



Rita's Rib Ticklers

By Rita Wheeler




I showed my wife a photo of the fish Sam caught



Now I'm not allowed to go fishing with Sam anymore



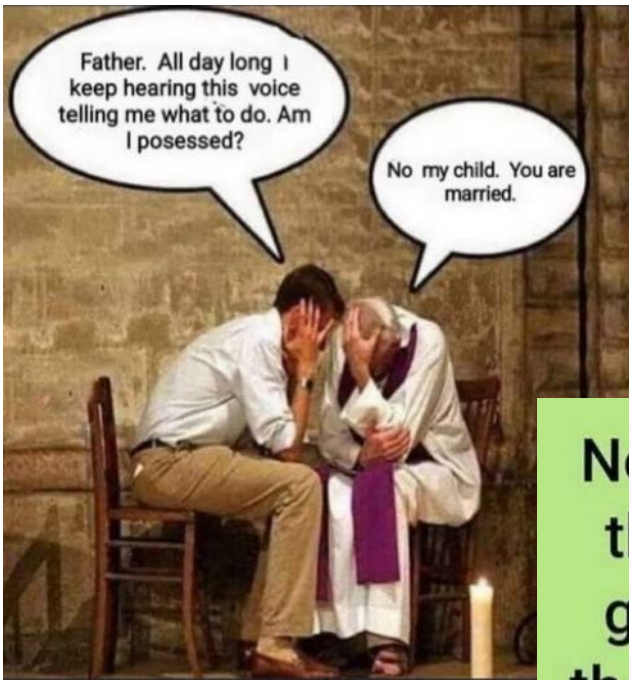
"I'm not climbing down there to fetch your teeth. Serves you right for spitting."



Do you feel dominated by your wife?

No, he doesn't.

HUSBANDS ARE THE BEST PEOPLE TO SHARE SECRETS WITH. THEY'LL NEVER TELL ANYONE, BECAUSE THEY AREN'T EVEN LISTENING.



Father. All day long I keep hearing this voice telling me what to do. Am I possessed?

No my child. You are married.



PILLOWCASES ON THE PILLOWS.

Nobody told me that when you get a husband the ears are sold separately.



HIDING FROM THE WIFE

- £ BAR PHONE RATES £
- 'Nope, not here' £1 00
- 'Just missed him' £2 00
- 'Had the one and left' £3 00
- 'Not been in all day' £4 00
- 'Who?' £5 00



A Good Wife Can Bring Balance To Your Life


I was mugged by a thief last night on my way home.

Pointing a knife at me ... He asked me "your money or your life!"

I told him I am Married... so I have no money and no life...

We hugged and cried together.

It was a beautiful moment...



I'M GOING DOWN THE PUB, GET YOUR COAT ON...

OOH, AM I COMING?

NO, I'M TURNING THE HEATING OFF.



Editor's Note

Another exciting month in the camera world. There seems to be a race between the traditional camera manufacturers and those with small phone devices. iPhone leads the way by continuously increasing the computing power of their devices. This allows App developers to emulate the big camera in almost every way in their filming Apps. The professionals would argue the importance of the big camera providing "Set Cred", but this losing its lustre as phones become more sophisticated. We can't wait to see what the iPhone 15 will produce! Philip and Brian



Next Meeting

Friday 2nd June - So you want to make a documentary? Hints and tips from 3 documentary makers from the club who will discuss and illustrate how they go about it. Showing of compilation of members clips from the Coronation..

More Dates

Sunday 25th June.

Surrey Border Summer Social.

Friday 7th July - Results of Film-in-an-Evening. Showing of the club film.

Friday 4th August - Films from SERIAC to be shown and discussed.

Friday 1st Sept - Documentary Competition. Any subject – max 20 minutes.

Your Club Contacts

	Name:	Email:
Chairman	Mike Sanders	chairman@surreyborder.org.uk
Vice Chairman	Philip Morley	
Hon. Secretary	Rita Wheeler	secretary@surreyborder.org.uk
Hon. Treasurer	Gillian Gatland	
Webmaster Slack & The Brain	Jim Reed	
Competition Officer	Tim Stannard	
Movie Projects Co-ordinator	Dave Kershaw	
Public Relations Officer	Kathy Butcher	
Editor - Border Post	Philip Morley & Brian O'Connell	
Social Events	Rita Wheeler and Gillian Gatland	

Border Post



Contributors!

Thanks to all members and guests who helped us by contributing to this issue: Peter Frost, Brian O'Connell, Philip Morley, and Rita Wheeler.

Save the Date!



Surrey Border Summer Social

will be on Sunday 25th June 2023. A get together for a barbecue lunch so you can bring your other/better half. An invitation will be sent to all members in the next few weeks.

COPY DEADLINE! June 2023 issue will be 14th of June so keep it coming. Late copy will be carried over to the next month. Thank you for your co-operation - Eds!



Come and see what we do! See what other movie makers are up to and

you may get inspiration for your own projects. We always welcome new members and you can sound us out for free, too. You can find out more about us by visiting our web site www.surreyborder.org.uk

or email the secretary: secretary@surreyborder.org.uk

We are also on Facebook:

www.facebook.com/SurreyBorderMovieMakers/timeline

Meetings are held at St Joan's Centre, 19 Tilford Road, Farnham GU9 8DJ, on the first Friday of the month, starting at 8.00 pm and finishing at 10.00 pm. If you are interested then email: secretary@surreyborder.org.uk

St Joan's Centre is 200 yards south of Farnham station and

is in the grounds of St Joan's Church. The entrance to the church is by a narrow road opposite the junction with Alfred Road, and St Joan's Centre is to the right of the church. There is ample parking.

Your contributions for inclusion will be appreciated together with photographs if possible. Please send them to The Editor Border Post for the next issue: